

BSC94 Lift and Slide Door System

This premium multi-configuration Lift and Slide system offers excellent performance, with thermal U-Values of $1.5W/m^2K$ (triple glazed) and sightlines of as little as 45mm. The system's Lift and Slide technology delivers effortless operation and can support panel weights of up to 400kg, resulting in greater design flexibility and heightened operator comfort.

The BSC94 is manufactured to the highest UK standards and is available in mono, dual and triple track rail options, as well as a range of styles, colours and anodised finishes.

DESIGN FEATURES

- › Accepts 20mm–31mm double glazing
- › Max 400kg panel weight

OPTIONS

- › Slimmer sightline of 45mm available
- › Multiple sliding configurations
- › Mono, dual or triple rail options
- › Range of hardware and security features
- › Available in single or dual colour polyester powder coating, texture and anodised finishes



SPECIFICATIONS

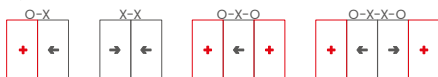
	BSC94	BSC94 SLIM
PERFORMANCE AND ACCREDITATIONS		
U-Value (Double Glazing) (Ug = 1.0 W/m²K) (Mono Rail)	1.7 W/m²K	x
U-Value (Triple Glazing) (Ug = 0.7 W/m²K) (Mono Rail)	1.5 W/m²K	x
U-Value (Double Glazing) (Ug = 1.0 W/m²K) (Dual Rail)	1.9 W/m²K	1.9 W/m²K
U-Value (Triple Glazing) (Ug = 0.7 W/m²K) (Dual Rail)	1.7 W/m²K	1.6 W/m²K
BRE Green Guide Rating	C Rated	C Rated
Air Permeability	Class 4 (600 Pa)	Class 4 (600 Pa)
Water Tightness	Class 7a (300 Pa)	Class 7a (300 Pa)
Wind Resistance	C3 (1200 Pa)	C3 (1200 Pa)
Acoustic Performance	-	-
SYSTEM		
Depth	94mm-155mm	94mm-155mm
CONFIGURATIONS		
Opening	Lift & Slide	Lift & Slide
Mono Rail	✓	x
Dual Rail	✓	✓
Tri Rail	✓	x
SIZE AND WEIGHT LIMITS		
Max Frame Height	3000mm	3000mm
Max Vent Width	2000mm	2000mm
Max Vent Weight	400kg	400kg
GLAZING		
Glazing Options	Internal	Internal
Glazing Thickness	20mm-31mm	20mm-31mm
SYSTEM FEATURES		
Single Colour	✓	✓
Dual Colour	✓	✓
Textured Finish	✓	✓
Anodised Finish	✓	✓
Multi-Point Locking	✓	✓
Sightlines (Interlock)	100mm	45mm
Sightlines (Cill)	130.5mm	130.5mm
Sightlines (Head)	130.5mm	130.5mm
Sightlines (Jamb)	130.5mm	130.5mm

CONFIGURATIONS

MONO RAIL



DUAL RAIL



TRI RAIL



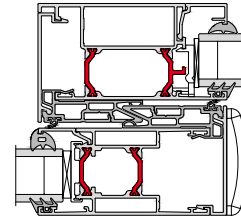
KEY



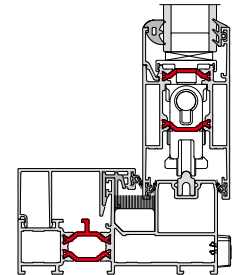
CAD CROSS SECTIONS AND THERMAL PROFILE

Additional details are available on request.

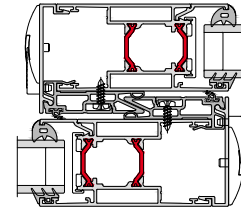
BSC94 Mono Rail Standard Interlock



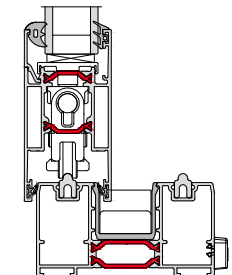
BSC94 Mono Rail Cill



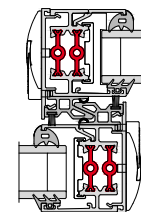
BSC94 Dual Rail Standard Interlock



BSC94 Dual Rail Cill



BSC94 Dual Rail/Tri Rail Standard Slimline Interlock



BSC94 Thermal Profile

